


English & Media Centre Home Learning Workbook



For use with EMC Full Text Study Edition

A CHRISTMAS CAROL: HOME STUDY GUIDE

This workbook is to record your responses to the tasks in the English and Media Centre edition of *A Christmas Carol*, by Charles Dickens.

We recommend that you listen to an audio recording of the novel alongside your own reading. You can find a free unabridged reading of the novel available here: <https://librivox.org/a-christmas-carol-by-charles-dickens/> Audible.co.uk also has several, professionally-read, downloadable versions. (You can sign up to a free 30-day trial.)

Studying on your own is hard, so we would recommend talking about any of the work you do with teachers, friends and family whenever possible. Books talk to us too, though. We hope this guide helps *A Christmas Carol* talk to you – and helps you to talk back to the novel.

1. To type directly into this PDF, open it in Acrobat Reader.
2. Acrobat Reader is a free program you can download here: <https://get.adobe.com/uk/reader/>
3. To enable the 'Comment' tools, you need to create a free Adobe account and be signed in.
4. Once you have signed in, go to Tools-Comment. Click the 'T' icon, then click into the empty box and begin to type.
5. Remember to save your work before you close the PDF!

Published English and Media Centre, 18 Compton Terrace, London, N1 2UN

© English and Media Centre, 2020

<https://www.englishandmedia.co.uk/publications>

Download licence

Permission is granted to reproduce this download publication for personal and educational use within the purchasing institution (including its Virtual Learning Environments and intranet). Redistribution beyond the institution by any means, including electronic, will constitute an infringement of copyright.

CONTENTS

Session 1 – Getting into the Story	4
Session 2 – Establishing the Context	8
Session 3 – Thinking about Tone and Voice	11
Session 4 – The Ghost of Christmas Past	14
Session 5 – The Fezziwigs	17
Session 6 – Belle	20
Session 7 – The Ghost of Christmas Present	22
Session 8 – The Cratchits	24
Session 9 – Different Christmases	26
Session 10 – The Ghost of Christmas Yet To Come	29
Session 11 – The Ghost of Christmas Yet to Come	31
Session 12 – First Thoughts About the Ending	34
Session 13 – What <i>A Christmas Carol</i> Is About	36
Session 14 – Adapting the Novel	38
Session 15 – Context	41
Session 16 – Telling the Story	44
Session 17 – Setting	47
Session 18 – Characters	49
Session 19 – The Ghosts	50
Session 20 – The Minor Characters	52
Session 21 – Key Themes and Issues	54
Session 22 – Language and Style	56
Session 23 – Language and Style	59
Session 24 – Writing Like Dickens	60
Sessions 25 – An Exam Question	62


SESSION 1 – GETTING INTO THE STORY

Page numbers refer to the EMC edition of the novel where you can find the detailed instructions for each activity.

1. Key Words and Motifs (see page 10)

- Complete the first two bullet points.

Groups of linked words	Possible themes linked to these words
Weather	



- Based on the words what kinds of things do you think might happen in the opening section?



Session 23

1. Answer to Can You Recognise a Dickens Extract?

*Session 23: Extract 3 is from Dickens' *Bleak House*

2. The Preface (see page 18)

■ Read and reflect on the preface on page 18.

■ What tone does Dickens set in this preface?

■ What type of relationship is he establishing with the reader?



3. Establishing Scrooge's Character (see pages 18-24)

■ As you read pages 19-24, think about how Dickens establishes Scrooge's character:

■ What kind of man is he?

■ How is he described?

■ How does he compare with other characters in this section?



4. Establishing Scrooge's Character (see page 25)

■ What did you notice about Scrooge's character as you read?

■ How does Scrooge compare with the two other characters mentioned: Scrooge's nephew Fred, and his clerk.



■ Remind yourself of the description of Scrooge on pages 20-21. Pick out the sentence, or part of a sentence, that you think describes him most vividly.

■ The two statements I think best describe what Dickens is trying to achieve with this description are:



■ Complete activity 8 on page 171. You won't have the chance to compare your activity with other examples. Make a plan for answering the exam question you have created. Draw on ideas from activity 7, completed earlier.




You should answer the exam question in your own time. Use the amount of time specified by the exam specification your school teaches for GCSE English Literature.

SESSIONS 25 – AN EXAM QUESTION

Page numbers refer to the EMC edition of the novel where you can find the detailed instructions for each activity.

1. Planning an Exam Response – A Model (see pages 169-171)

- Complete activity 7 on pages 169 -171.



5. Mimicking Dickens's Style (An Additional Activity)

- Try to mimic Dickens's style by writing a short description of a character of your own choice. Perhaps your character could be incredibly kind and generous.

